

NEWLY RELEASED

SurgiTel's Next-Generation ErgoDeflection™ Loupes!



3.5x



4.5x



5.5x



6.5x



SurgiTel®

Vision & Ergonomics
at Work



NEWLY RELEASED

SurgiTel's Next-Generation ErgoDeflection™ Loupes!



Precision optics with true ergonomics and a customizable viewing angle.

3.5x



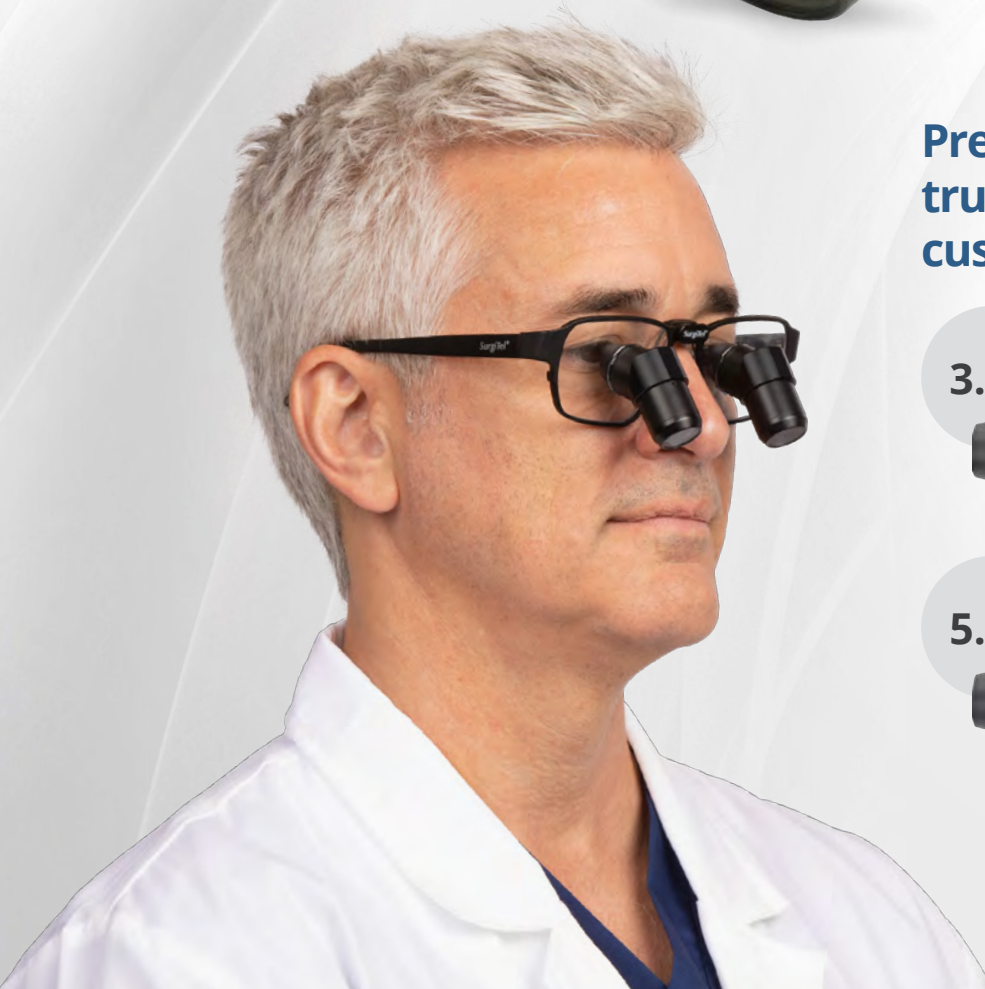
4.5x



5.5x



6.5x



SurgiTel®

Vision & Ergonomics
at Work



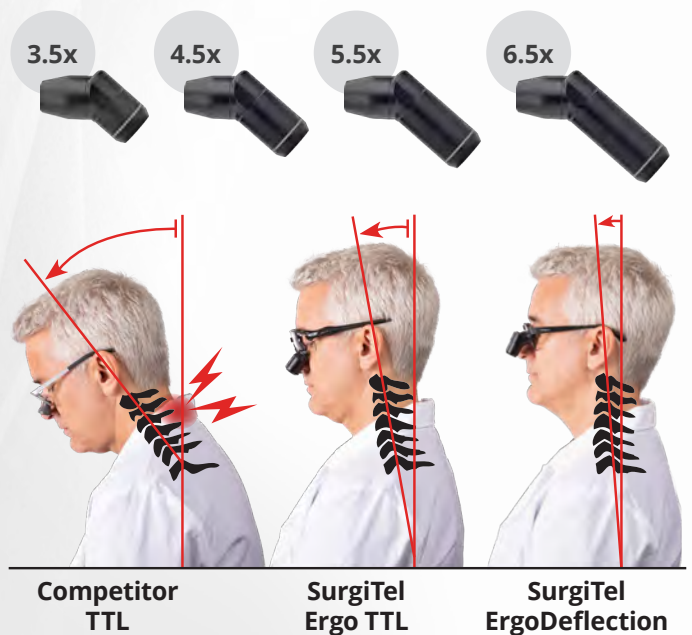
NEWLY RELEASED

SurgiTel's Next-Generation ErgoDeflection™ Loupes!



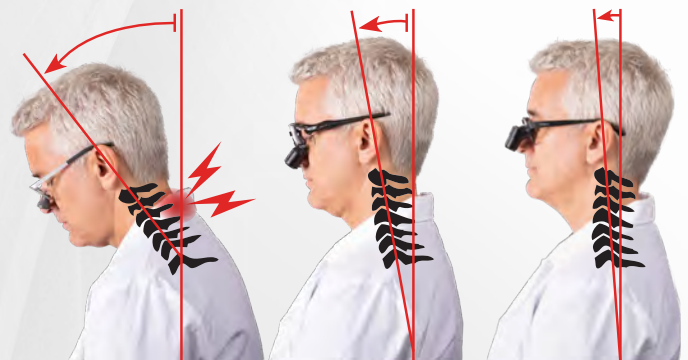
SurgiTel®

Vision & Ergonomics
at Work



NEWLY RELEASED

SurgiTel's Next-Generation ErgoDeflection™ Loupes!



Competitor
TTL

SurgiTel
Ergo TTL

SurgiTel
ErgoDeflection

SurgiTel®

Vision & Ergonomics
at Work



NEWLY RELEASED

SurgiTel's Next-Generation ErgoDeflection™ Loupes!



SurgiTel® Vision & Ergonomics
at Work



Precision optics with true ergonomics and a customizable viewing angle.

Patent Pending Deflection Prism

The deflection angle of SurgiTel's patent pending ErgoDeflection™ loupe is designed to give you a more tailored angle for an optimal neck posture.

Highest Quality Materials

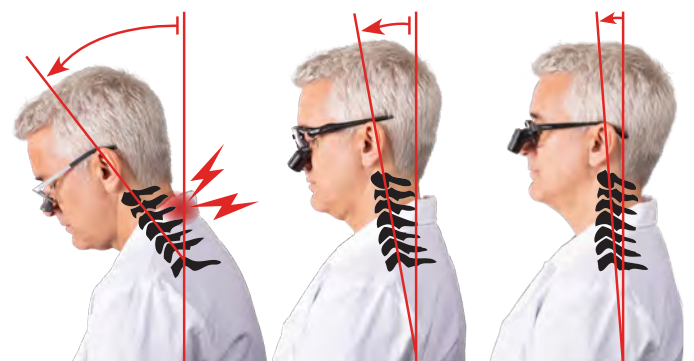
SurgiTel's highest grade optical glass with multi-layer anti-reflective coatings, craftsmanship, and compact prism design deliver sharp clarity, wide field-of-view, and depth-of-field.

Pantoscopic Tilt and Direct Vision

Ergonomic pantoscopic tilt of frame and lenses helps to eliminate gaps between the face and bottom edges of lenses for the best protection of the eyes. It also gives you a wide area of direct viewing to your work area.

Working Distance Caps

SurgiTel's patented interchangeable Working Distance Caps can help you adjust the working distance precisely and also allow you to easily update your reading Rx.



Competitor
TTL

SurgiTel
Ergo TTL

SurgiTel
ErgoDeflection